



G O L D E N A C R E
H O M E & G A R D E N

SINCE 1967

goldenacre.ca



Lawn Care.

goldenacre.ca



GOLDEN ACRE
HOME & GARDEN

Lawns

- What is a lawn?
- How to prep your lawn.
- How to maintain your lawn.



What is a lawn?

- Area of maintained, cultivated grass.
- Frequently watered.
- Fertilized regularly.
- Mowed/maintained as needed


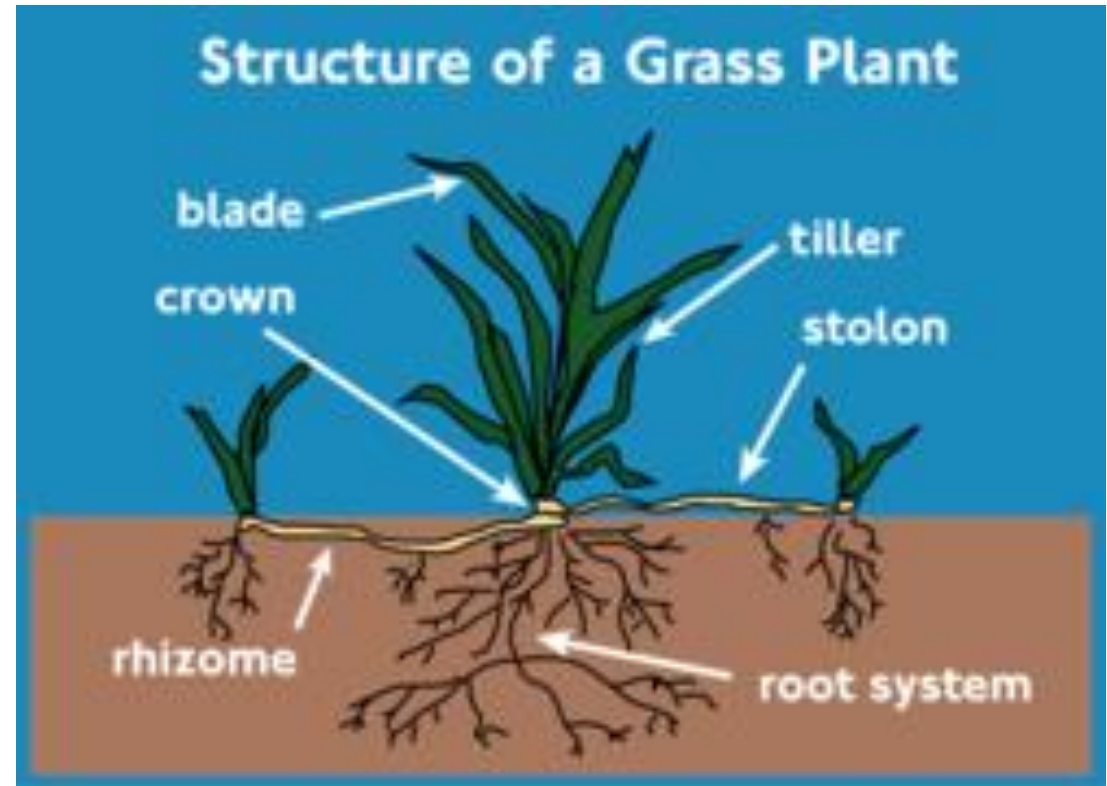


What is grass?


Vegetation consisting of hardy plants with long narrow leaves.

What are the parts of grass?

- Blade - AKA leaf.
- Crown - Where root, soil, plant meet.
- Tiller - Leaf branch for seed.
- Roots – Provide support and food.
- Rhizome – Underground runner.
- Stolon – Above ground runner.
- Thatch – Dead grass that forms a barrier.




Spring lawn opening.



- RAKING
- WEEDING
- SEEDING
- TOP DRESSING
- FERTILIZING
- MOWING
- AERATION
- WATERING

Why rake?

- Remove debris.
 - Lift grass.
 - Discourage mold and decay.
 - Dethatch.
 - Allows examination of lawn.
- **RAKE WHEN DRY AND THAWED**



Lawn weeds

- Weed first before fertilizing.
- Remove weeds by hand or spray.
- **Spraying** -
 - Be aware of pollinators. Allow blooms weed before seed develops.
 - May take more than 1 treatment.
 - Use **selective** spray.
- **Hand** –
 - Dig out all the root.
 - Root system may be bigger than you thought.
 - Allow blooms weed before seed develops.



Seeding

Select the correct seed for the location (fescue – shade/Kentucky blue – sun).

Make sure soil tension is broken up, adding soil if needed.

Apply seed evenly avoiding piling seeds.


For bare areas, a thick even covering.

For thin areas, a light dusting.

Do not bury seed.

Top dressing.

- Increases thatch breakdown.
- Adds new organic matter.
- Promotes new growth.
- Aids in drainage.
- Aids in moisture retention.
- Levels out uneven lawns.
- Promotes new seed growth.



A stylized illustration of a fertilizer container. It features a dark grey outline of a rectangular container with a lid, and a large yellow rectangular area representing the fertilizer inside. A dark grey line extends from the top of the container, curving to the right and then down, framing the text.

Fertilizing.

- Promotes active, healthy growth.
- Helps inhibit weeds.
- Use correct fertilizer for season.
- Add after top dress.
- Follow recommended amount.
- Fertilize regularly.



NPK

Results Of Yearly Fertilization


0 feedings	1 feedings	2 feedings	3 feedings	4-5 feedings
<ul style="list-style-type: none">- Very weedy- Short root systems- Few resources <p>Grass has trouble dealing with stressful periods and die off quickly</p>	<ul style="list-style-type: none">- A bit healthier- Slightly denser lawn- Less weedy <p>After one feeding, grass will begin to rebound and weeds will begin to disappear.</p>	<ul style="list-style-type: none">- Thick roots- Denser lawn- Much less weeds <p>Lawn starts to choke off the weeds after two feedings. Lawn is more lush and green.</p>	<ul style="list-style-type: none">- Much healthier- Very thick lawn- Dense root system <p>After three feedings, lawns will weed free and begin warding off pests.</p>	<p>At this point, feedings are for upkeep and will allow the lawn to survive a variety of stress factors. A super dense, lush lawn can be enjoyed and easily maintained.</p>

Mowing.


- Cut when dry.
- Keep mower blades sharp.
- Mow often: cut no more than 1/3 of the grass.
- Using your mower, simply remove the bag and leave clippings on the lawn.
- For heavier clippings bag them and compost them.



goldenacre.ca



GOLDEN ACRE
HOME & GARDEN



Grass clippings: Leave it on the lawn



It's good for your lawn


- Returns nutrients to soil
- Keeps moisture in ground

It's good for you

- Saves you time, energy and money

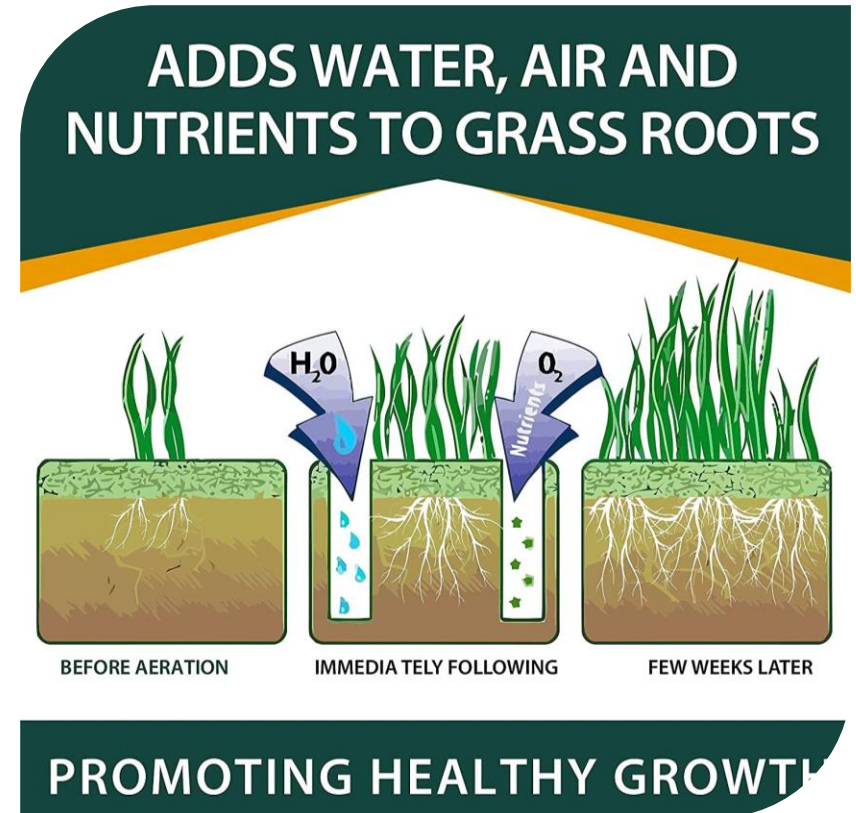
It's good for the environment

- Saves space in your green cart
- Reduces amount of waste for collection and processing

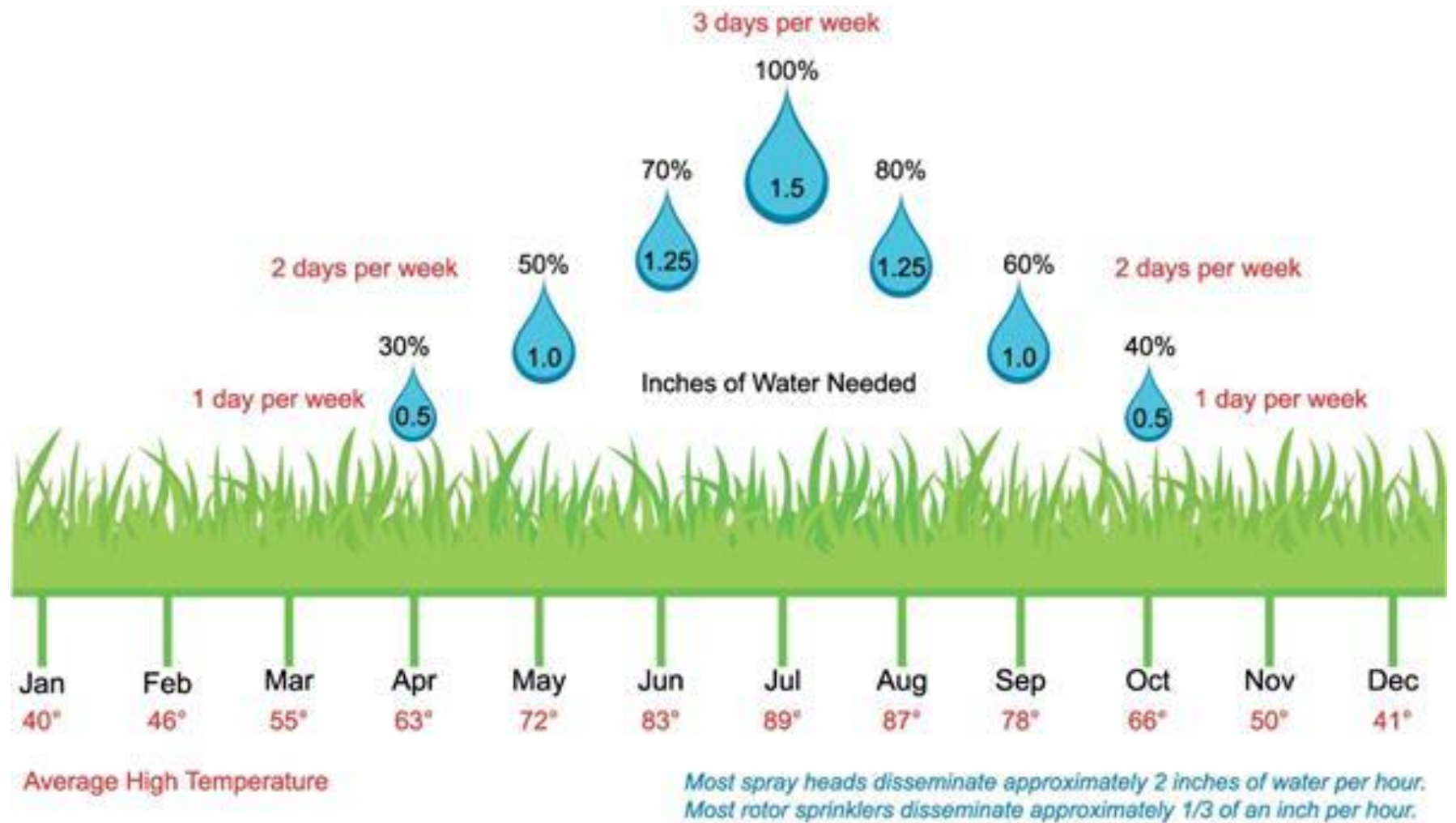


Aeration.

- Aerate only when lawn is severely compacted.
- High traffic areas especially.
- Only when needed, doesn't have to be every year.
- Can be done by hand or machine.
- Ideally rake up plugs.
- Top dress.
- Over seed.
- Fertilize.
- Water.



Watering.



Winterizing the lawn.

- Water accordingly.
- Remove debris.
- Final cut, same height as season long maintenance.
- Final weeding
- Fall fertilizer.
- Leave the snow be.



A stylized illustration of a pink flamingo standing on its right leg in a grassy field. To the left, there are green reeds with two brown seed heads. The word "THANKS!" is written in a pink, outlined, sans-serif font across the middle of the scene.

THANKS!

