



**GOLDEN ACRE**  
HOME & GARDEN



Annual plants for your container garden.  
How to plant, water and fertilize annual plants in a planter, and encourage continual blooming all season long.

What are annuals?


Annuals are plants that grow for one season and need to be replanted every year.

### What you will need



Top tip! To encourage continual blooming, remove "spent" flowers regularly.

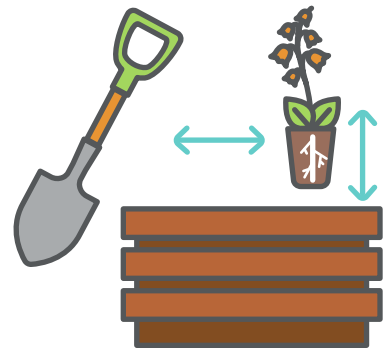
## How to plant.



1. First, select the container you will plant in. Then plan the spacing by placing your annuals where you would like them to be planted.




2. Use a bagged potting mix as your soil.



3. Dig a hole a little bit wider and deeper than the root ball using a trowel or shovel.



4. Remove the plant from the nursery container it came in. Gently loosen the roots by pressing on the sides of the container with your fingers. If the plant came in a cell pack or pot, the roots may have grown matted around the pot. Gently tear or cut the roots so each plant is separated from one another before planting.




5. Place the plant in the hole and backfill any gaps (with the soil removed to create the hole). Gently press the soil so the plant is held in place, but the soil is not packed.




6. Water well after planting and enjoy!

## How to water.



1. Annuals in sunny, hot areas may need to be watered more often than those in the shade.



2. Hanging baskets and containers can dry out quickly during warm weather, so make sure the water has completely soaked through the soil.

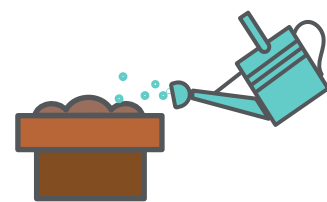
## How to fertilize.



1. To maintain healthy, vigorous plants and blooms, fertilize according to manufacturers instructions.



2. Dilute according to the instructions.  
**Tip! It is better to over dilute than under dilute.**



3. Always make sure the soil is moist before applying fertilizer. This ensures the soil absorbs the fertilizer and the fertilizer doesn't directly hit the roots.

## Annual favourites.

The following are very popular in Calgary, and well in our climate and growing season:

- Alyssum
- Bacopa
- Begonia
- Coleus
- Dracaena Spike
- Fuchsia
- Impatiens
- Lobelia
- Marigold
- Nasturtium
- Osteospermum
- Pansy
- Petunia
- Portulaca
- Snapdragon
- Sunflower
- Verbena
- Zinnia

*Find these plants and more with our Plant Finder app, [plantfinder.ca](https://www.plantfinder.ca).*