



Annual plants for your garden. How to plant, water and fertilize annual plants in a garden bed.

Are vegetables plants annuals?

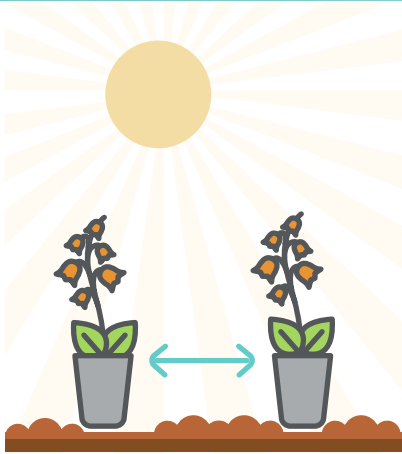
In our climate, most vegetables only grow for one season and need to be replanted every year. However, rhubarb and perennial onions will return season after season.

What you will need.



Top tip! When deciding which vegetables to plant, pick vegetables that your family enjoys eating and will get good use of.


How to plant.



1. First, plan out the plant spacing by placing your annuals where you would like them to be planted.



2. Add a bagged potting mix as your soil.




3. Dig a hole a little bit wider and deeper than the root ball using a trowel or shovel.



4. Remove the plant from the nursery container it came in. Gently loosen the roots by pressing on the sides of the container with your fingers. If the plant came in a cell pack or pot the roots may have grown matted together. Gently tear or cut the roots so each plant is separated from one another before planting.






5. Place the plant in the hole and backfill any gaps (with the soil removed to create the hole). Gently press the soil so the plant is held in place, but the soil is not packed.



6. Water well after planting and enjoy.


How to water.



Tip! Water your plants in the early morning. Watering in full sun can cause sunburn and shock. Watering at night can encourage fungus and attract slugs.

1. Annuals in sunny, hot areas may need to be watered more often than those in the shade.

How to fertilize.



1. To maintain healthy, vigorous plants and blooms, fertilize according to manufacturer's instructions.

2. Dilute according to the instructions.
Tip! It is better to over dilute than under dilute.

3. Always make sure the soil is moist before applying fertilizer. This ensures the soil absorbs the fertilizer and the fertilizer doesn't directly hit the roots.

Annual favourites.

The following are very popular in Calgary, and well in our climate and growing season:

- Alyssum
- Bacopa
- Begonia
- Coleus
- Dracaena Spike
- Fuchsia
- Impatiens
- Lobelia
- Marigold
- Nasturtium
- Osteospermum
- Pansy
- Petunia
- Portulaca
- Snapdragon
- Sunflower
- Verbena
- Zinnia

Find these plants and more with our Plant Finder app, plantfinder.ca.