








Poinsettias

How to Care, Water and Fertilize Poinsettias.

What are poinsettias?


Poinsettias are a perennial shrub and in their native habitat they can grow up to 13 feet tall. Though the brightly coloured arrangement on the poinsettia resembles a flower, it is actually an arrangement of bracts, a type of leaves. Poinsettias can be found with bright red, white, pink, marbled, cream, orange and pale green bracts.

What you will need




Top tip! Poinsettias great gifts. Be sure to wrap plants with paper to keep them warm when transporting. Unwrap and place in a warm location as soon as you arrive at the destination.


How to care for a poinsettia



1. Poinsettias like a lot of sun. Keep this plant in a bright area. If in a window, keep it from touching the glass as it can damage the leaves.



2. Keep it as warm as possible as poinsettias love the heat.




3. Make sure never to let it get really cold. Even a few seconds outside in winter will cause the leaves to blacken and drop.

Fun fact! Poinsettias are native to Mexico to central America, so keeping you poinsettia in a warm humid place will keep it very happy.

How to water and fertilize a poinsettia



1. Water as needed too keep the soil moist, but not soaked.



2. Don't let the soil dry out; doing so will cause the poinsettia to drop leaves.



3. Fertilize weekly with a general purpose fertilizer. Dilute according to the manufacturers instructions.

Tip! It is better to over dilute fertilizer with water, than under dilute and apply too much fertilizer.